



ROUND BAR



ALL DIMENSIONS ARE IN MM

Section No.	$\varnothing A$	Weight Kg/m	Weight Range Kg/m	
			Min.	Max.
RD130	6.00	0.076	0.068	0.084
RD116	6.40	0.087	0.078	0.096
RD70055	7.00	0.103	0.093	0.113
RD126	9.32	0.184	0.166	0.202
RD114	8.00	0.135	0.122	0.149
RD1924	8.40	0.153	0.138	0.168
100004	8.30	0.146	0.131	0.161
RD135	8.50	0.153	0.138	0.168
RD115	9.50	0.191	0.172	0.210
RD134	10.00	0.212	0.191	0.233
100007	10.30	0.224	0.202	0.246
100005	10.50	0.233	0.210	0.256
RD1925	10.80	0.212	0.191	0.233
RD70051	11.00	0.256	0.230	0.282
RD125	12.00	0.305	0.275	0.336
RD129	12.00	0.305	0.275	0.336
100012	12.20	0.315	0.284	0.347
100035	12.60	0.337	0.303	0.371
RD1974	12.60	0.336	0.302	0.370
RD103	12.70	0.342	0.308	0.376
RD1926	13.00	0.358	0.322	0.394
RD1987	13.50	0.386	0.347	0.425
RD1992	13.80	0.403	0.363	0.443
RD70016	14.00	0.415	0.374	0.457
RD133	14.40	0.439	0.395	0.483
RD70002	15.00	0.477	0.429	0.525
RD70042	15.50	0.508	0.457	0.559
RD70106	15.88	0.535	0.482	0.589
RD104	15.88	0.535	0.482	0.589
RD70099	16.00	0.542	0.488	0.596
RD131	16.00	0.542	0.488	0.596
RD70125	16.10	0.549	0.494	0.604
RD70123	16.30	0.563	0.507	0.619
100047	16.35	0.566	0.509	0.623
RD127	16.40	0.57	0.513	0.627
RD1993	16.80	0.577	0.519	0.635
RD1927	17.10	0.611	0.550	0.672
RD70127	17.80	0.671	0.604	0.738
RD1994	18.00	0.686	0.617	0.755
RD136	18.00	0.687	0.618	0.756
100001	18.30	0.710	0.639	0.781


ROUND BAR



ALL DIMENSIONS ARE IN MM

Section No.	Ø A	Weight Kg/m	Weight Range Kg/m	
			Min.	Max.
RD1920	18.30	0.710	0.639	0.781
RD1977	18.80	0.749	0.674	0.824
RD70024	19.00	0.764	0.688	0.840
RD105	19.10	0.774	0.697	0.851
RD70117	19.10	0.774	0.697	0.851
100021	19.35	0.793	0.714	0.872
RD1928	19.60	0.814	0.733	0.895
RD70126	19.80	0.831	0.748	0.914
RD156	20.00	0.848	0.763	0.933
RD112	20.00	0.848	0.763	0.933
100002	20.30	0.873	0.786	0.960
100014	20.60	0.899	0.809	0.989
100015	20.64	0.903	0.813	0.993
RD1998	21.00	0.935	0.842	1.029
RD144	21.00	0.935	0.842	1.029
RD154	21.50	0.980	0.882	1.078
RD1978	21.50	0.980	0.882	1.078
RD158	21.90	1.017	0.915	1.119
100016	22.00	1.026	0.923	1.129
RD128	22.00	1.026	0.923	1.129
RD70025	22.20	1.045	0.941	1.150
RD143	22.22	1.047	0.942	1.152
RD182	22.50	1.072	0.965	1.179
RD70049	22.50	1.073	0.966	1.180
RD172	22.70	1.092	0.983	1.201
RD155	22.90	0.980	0.882	1.078
100010	23.20	1.141	1.027	1.255
RD122	23.60	1.181	1.063	1.299
RD101	23.80	1.201	1.081	1.321
100003	24.00	1.221	1.099	1.343
RD70111	24.30	1.252	1.127	1.377
RD70070	24.50	1.272	1.145	1.399
RD173	25.00	1.325	1.193	1.458
RD1921	25.20	1.346	1.211	1.481
RD106	25.40	1.368	1.231	1.505
RD70026	25.50	1.377	1.239	1.515
RD145	26.00	1.433	1.290	1.576
100011	26.50	1.489	1.340	1.638
RD70028	27.00	1.544	1.390	1.698
100042	27.20	1.568	1.411	1.725
RD70081	28.00	1.662	1.496	1.828


ROUND BAR



ALL DIMENSIONS ARE IN MM

Section No.	Ø A	Weight Kg/m	Weight Range Kg/m	
			Min.	Max.
RD70119	28.00	1.662	1.496	1.828
100013	28.05	1.668	1.501	1.835
RD70015	28.20	1.684	1.516	1.852
RD70027	28.50	1.720	1.548	1.892
RD137	28.50	1.722	1.550	1.894
RD1973	28.60	1.734	1.561	1.907
RD1970	29.20	1.808	1.627	1.989
RD176	30.00	1.908	1.717	2.099
RD70029	30.00	1.906	1.715	2.097
100009	30.20	1.934	1.741	2.127
100018	30.60	1.985	1.787	2.184
RD70018	31.00	2.038	1.834	2.242
RD113	31.80	2.144	1.930	2.358
RD70030	32.00	2.171	1.954	2.388
RD110	32.00	2.171	1.954	2.388
RD70083	33.00	2.309	2.078	2.540
RD70059	33.30	2.351	2.116	2.586
RD70128	33.50	2.379	2.141	2.617
RD70003	34.00	2.451	2.206	2.696
100017	34.20	2.480	2.232	2.728
RD70031	35.00	2.597	2.337	2.857
100046	35.70	2.702	2.432	2.972
RD70120	36.00	2.748	2.473	3.023
RD1915	36.00	2.748	2.473	3.023
RD146	36.00	2.748	2.473	3.023
100008	34.60	2.538	2.284	2.792
RD119	34.93	2.587	2.328	2.846
RD70069	37.00	2.903	2.613	3.193
RD70116	37.00	2.903	2.613	3.193
RD70032	38.00	3.062	2.756	3.368
RD147	38.00	3.062	2.756	3.368
RD107	38.10	3.078	2.770	3.386
RD70033	38.50	3.143	2.829	3.457
RD1988	39.00	3.225	2.903	3.548
RD70102	40.00	3.392	3.053	3.731
RD1949	40.00	3.392	3.053	3.731
RD124	40.00	3.393	3.054	3.732
RD1937	41.00	3.564	3.208	3.920
RD70034	41.20	3.599	3.239	3.959
RD152	42.00	3.741	3.367	4.115
RD70044	42.50	3.830	3.447	4.213


ROUND BAR



ALL DIMENSIONS ARE IN MM

Section No.	Ø A	Weight Kg/m	Weight Range Kg/m	
			Min.	Max.
RD1963	43.00	3.920	3.528	4.312
RD70073	43.00	3.920	3.528	4.312
RD70114	43.00	3.920	3.528	4.312
RD1959	44.30	4.159	3.743	4.575
100055	43.30	3.975	3.578	4.373
RD111	44.45	4.189	3.770	4.608
RD70035	45.00	4.293	3.864	4.722
RD1935	45.00	4.294	3.865	4.723
RD70121	45.00	4.294	3.865	4.723
RD70098	46.00	4.487	4.038	4.936
RD1930	47.00	4.684	4.216	5.152
RD70006	47.00	4.684	4.216	5.152
RD70036	48.00	4.884	4.396	5.372
RD70066	49.00	5.09	4.581	5.599
RD70037	49.00	5.090	4.581	5.599
RD195	50.00	5.300	4.770	5.830
RD192	50.00	5.300	4.770	5.830
RD108	50.80	5.472	4.925	6.019
RD70038	51.00	5.513	4.962	6.064
RD140	51.75	5.678	5.110	6.246
RD1934	52.00	5.734	5.161	6.307
100006	52.40	5.822	5.240	6.404
RD70039	52.50	5.843	5.259	6.427
RD139	53.50	6.07	5.463	6.677
RD148	55.00	6.412	5.771	7.053
RD70040	56.00	6.650	5.985	7.315
RD120	57.20	6.938	6.244	7.632
RD1997	58.00	7.134	6.421	7.847
RD70041	60.00	7.634	6.871	8.397
RD175	60.00	7.634	6.871	8.397
RD1960	60.10	7.655	6.890	8.421
RD70079	61.50	8.020	7.218	8.822
RD121	63.50	8.550	7.695	9.405
RD149	65.00	8.959	8.063	9.855
RD1914	65.00	8.959	8.063	9.855
RD70010	65.40	9.070	8.163	9.977
RD1985	66.00	9.237	8.313	10.161
RD70108	68.00	9.805	8.825	10.786
RD1952	68.30	9.863	8.877	10.849
RD1958	69.20	10.149	9.134	11.164
RD159	70.00	10.391	9.352	11.430


ROUND BAR



ALL DIMENSIONS ARE IN MM

Section No.	$\varnothing A$	Weight Kg/m	Weight Range Kg/m	
			Min.	Max.
RD1932	72.00	10.993	9.894	12.092
RD70019	74.00	11.610	10.449	12.771
RD70085	75.00	11.928	10.735	13.121
RD1966	76.20	12.312	11.081	13.543
RD70060	78.00	12.901	11.611	14.191
RD185	80.00	13.571	12.214	14.928
RD70089	81.00	13.913	12.522	15.304
RD1955	82.00	14.258	12.832	15.684
RD70109	83.00	14.608	13.147	16.069
RD1971	85.00	15.32	13.788	16.852
RD1943	90.00	17.176	15.458	18.894
RD1972	92.00	17.948	16.153	19.743
RD70061	95.00	19.138	17.224	21.052
RD70077	98.00	20.365	18.329	22.402
RD70094	97.00	19.952	17.957	21.947
RD1945	100.00	21.205	19.085	23.326
RD1954	101.60	21.889	19.700	24.078
RD70054	106.00	23.826	21.443	26.209
RD1962	110.00	25.658	23.092	28.224
RD70078	112.00	26.600	23.940	29.260
RD70086	115.00	28.044	25.240	30.848
RD1956	120.00	30.536	27.482	33.590
RD70067	123.00	32.082	28.874	35.290
RD70001	128.00	32.743	29.469	36.017
RD70084	130.00	35.837	32.253	39.421
RD70110	135.00	38.647	34.782	42.512
RD1944	140.0	41.560	37.404	45.716
RD70074	145.0	44.500	40.050	48.950
RD1933	150.0	47.688	42.919	52.457
RD70082	208.0	91.740	82.566	100.914

ROUND BAR



ALL DIMENSIONS ARE IN MM

Section No.	Ø A	Weight Kg/m	Weight Range Kg/m	
			Min.	Max.
100041	12.0	0.305	0.275	0.336
100040	11.60	0.285	0.257	0.314
100047	16.35	0.566	0.509	0.623
100042	27.20	1.568	1.411	1.725
100046	35.70	2.702	2.432	2.972
100055	43.30	3.975	3.578	4.373

www.sudal.co.uk